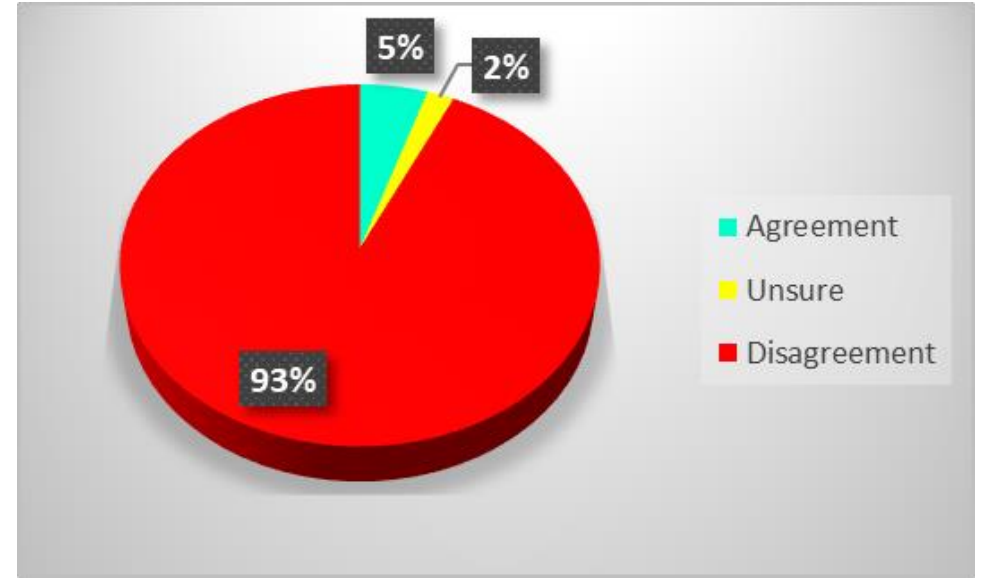


## SURVEY

### STATEMENTS 1 & 2: NATIONAL PICTURE

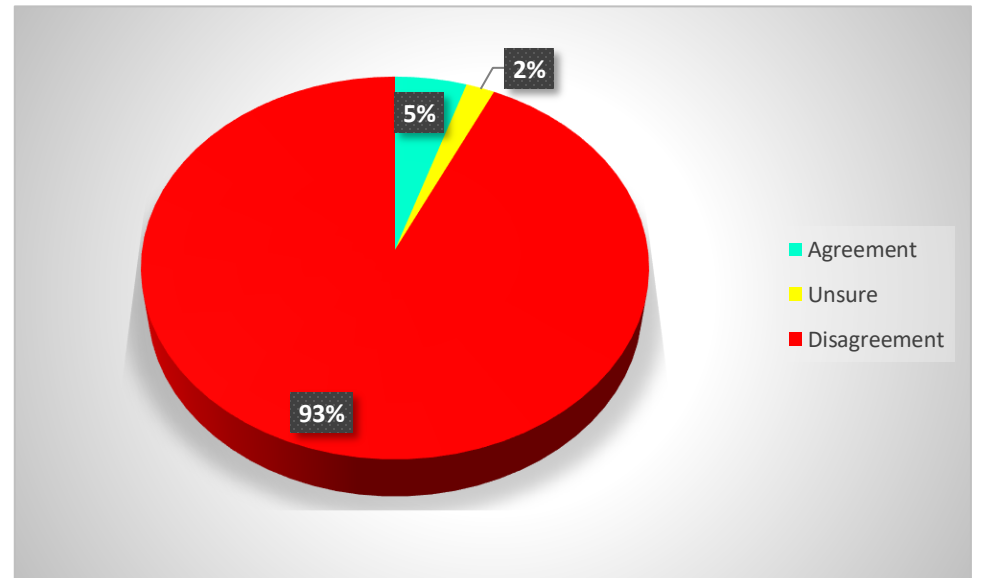
Statement 1. Governments have acted in good faith regarding the implementation of renewable energy projects

Number of responses = 708



Statement 2. Government departments have undertaken open and transparent consultation

Number of responses = 707

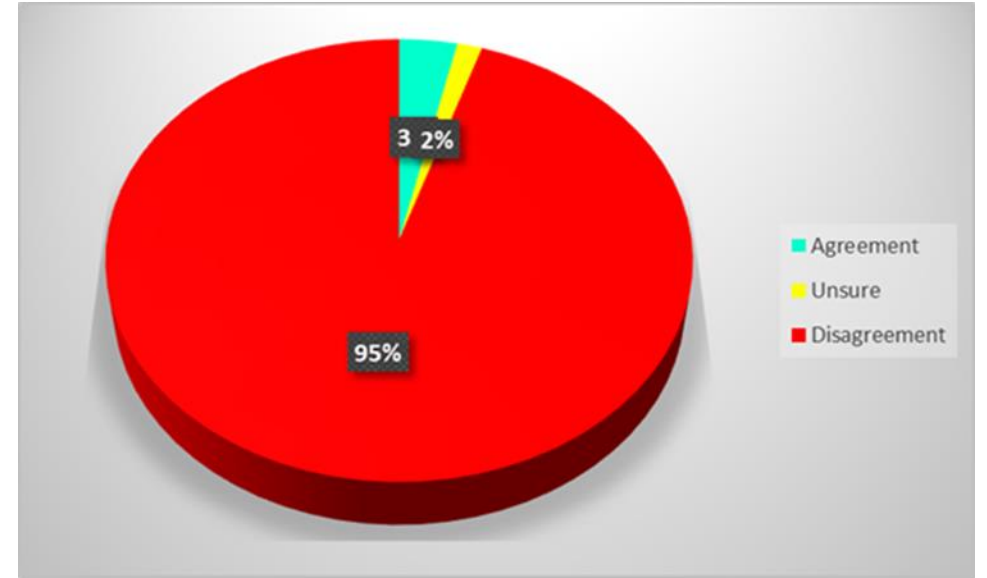


## SURVEY

### STATEMENTS 3 & 4: NATIONAL PICTURE

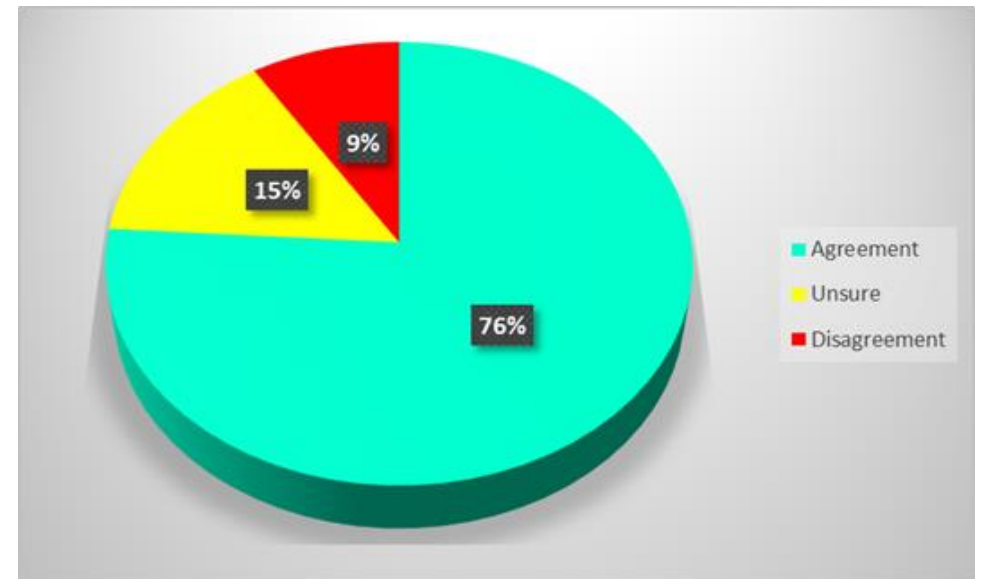
Statement 3. Government departments have listened to and acted on concerns regarding renewable energy projects

Number of responses = 708



Statement 4. Energy companies have applied pressure to access private properties

Number of responses = 708

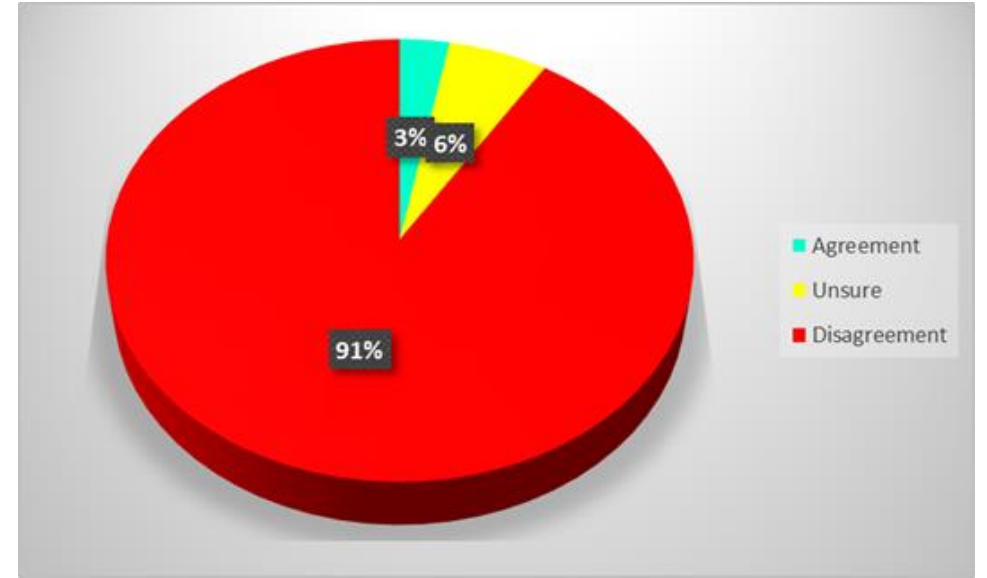


## SURVEY

### STATEMENTS 5 & 6: NATIONAL PICTURE

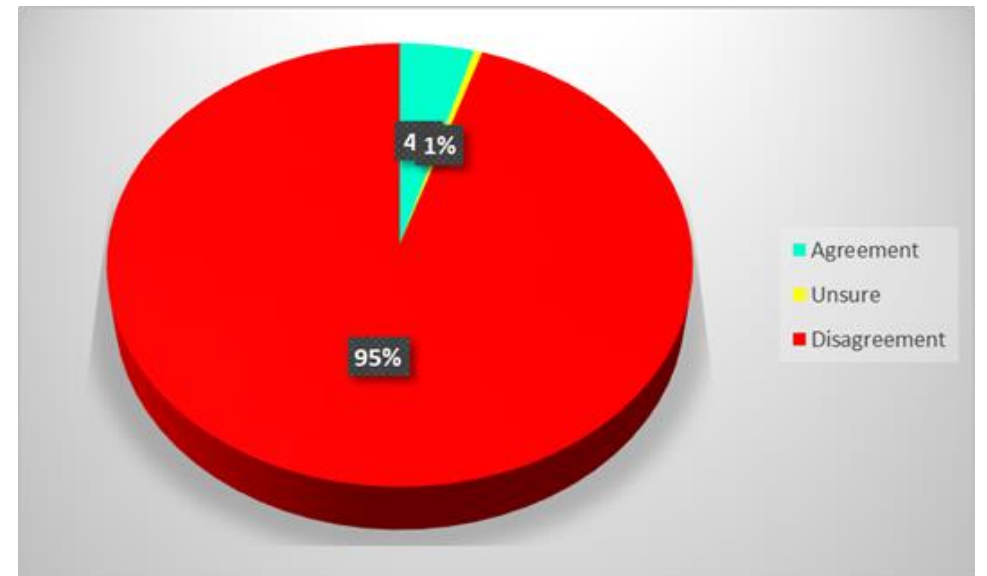
Statement 5. Energy companies have acted in good faith

Number of responses = 708



Statement 6. Governments have fully considered the impacts on families regarding renewable energy projects

Number of responses = 707

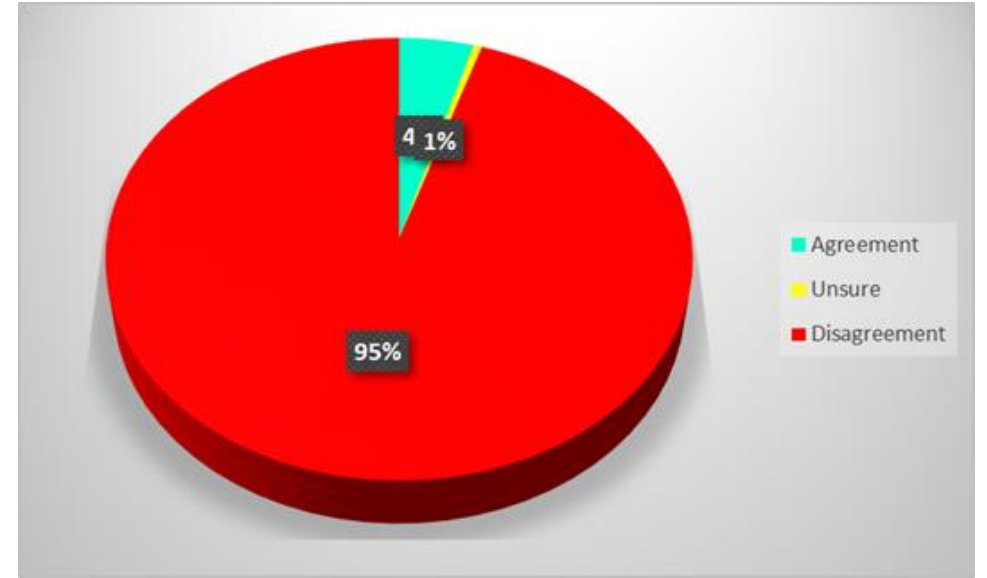


## SURVEY

### STATEMENTS 7 & 8: NATIONAL PICTURE

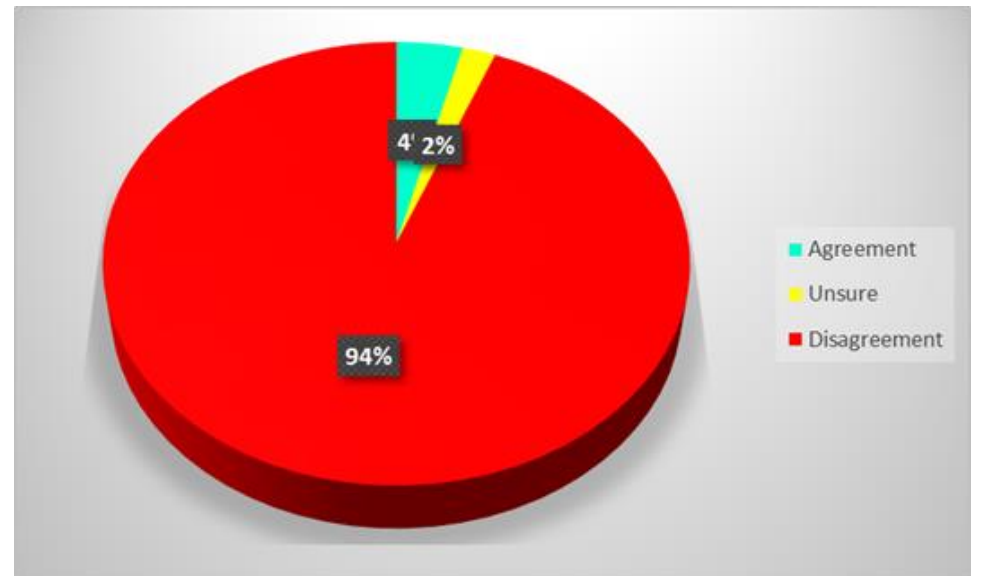
Statement 7. Governments have fully considered the impacts on rural communities regarding renewable energy projects

Number of responses = 707



Statement 8. Governments have fully considered the environmental impacts of renewable energy projects

Number of responses = 707



## SURVEY

### STATEMENTS: NATIONAL PICTURE

Statements	Strongly Agree	Agree	Unsure	Disagree	Strongly Disagree	Totals
1. Governments have acted in good faith regarding the implementation of renewable energy projects	21 (3%)	14 (2%)	14 (2%)	81 (11%)	578 (82%)	708 (100%)
2. Government departments have undertaken open and transparent consultation	18 (3%)	9 (1.5%)	16 (2%)	89 (12.5%)	575 (81%)	707 (100%)
3. Government departments have listened to and acted on concerns regarding renewable energy projects	16 (2%)	9 (1.5%)	9 (1.5%)	107 (15%)	567 (80%)	708 (100%)
4. Energy companies have applied pressure to access private properties	378 (53%)	160 (23%)	105 (15%)	27 (4%)	38 (5%)	708 (100%)
5. Energy companies have acted in good faith	12 (2%)	10 (1%)	41 (6%)	136 (19%)	509 (72%)	708 (100%)
6. Governments have fully considered the impacts on families regarding renewable energy projects	20 (3%)	10 (1.5%)	3 (0.5%)	64 (9%)	610 (86%)	707 (100%)
7. Governments have fully considered the impacts on rural communities regarding renewable energy projects	20 (3%)	9 (1.5%)	5 (0.5%)	58 (8%)	615 (87%)	707 (100%)
8. Governments have fully considered the environmental impacts of renewable energy projects	21 (3%)	7 (1%)	11 (2%)	52 (7%)	616 (87%)	707 (100%)