

## SURVEY

### STATEMENTS 1 & 2: STATE BREAKDOWN

Statement 1. Governments have acted in good faith regarding the implementation of renewable energy projects

Number of responses:

QLD = 261

NSW = 261

VIC = 145

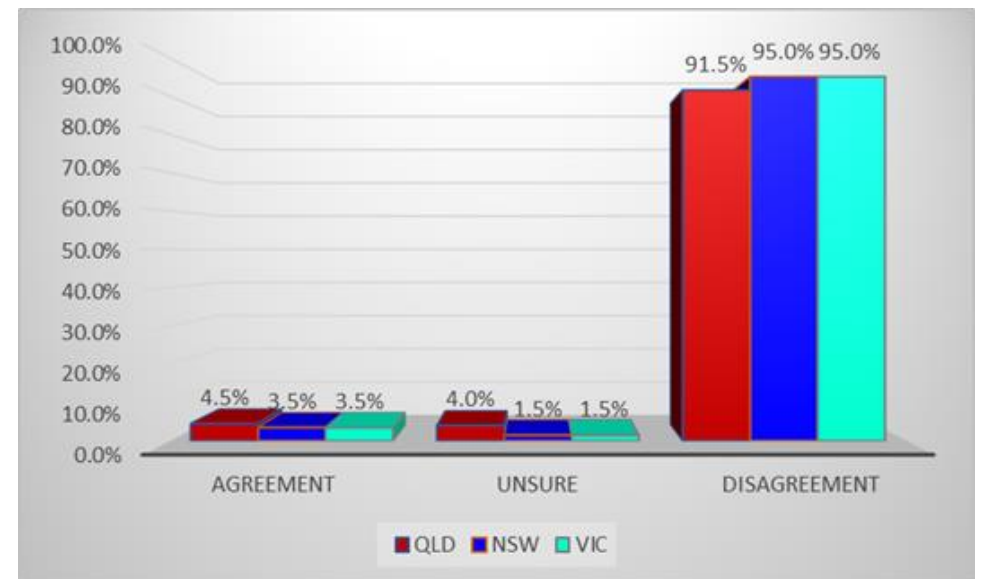
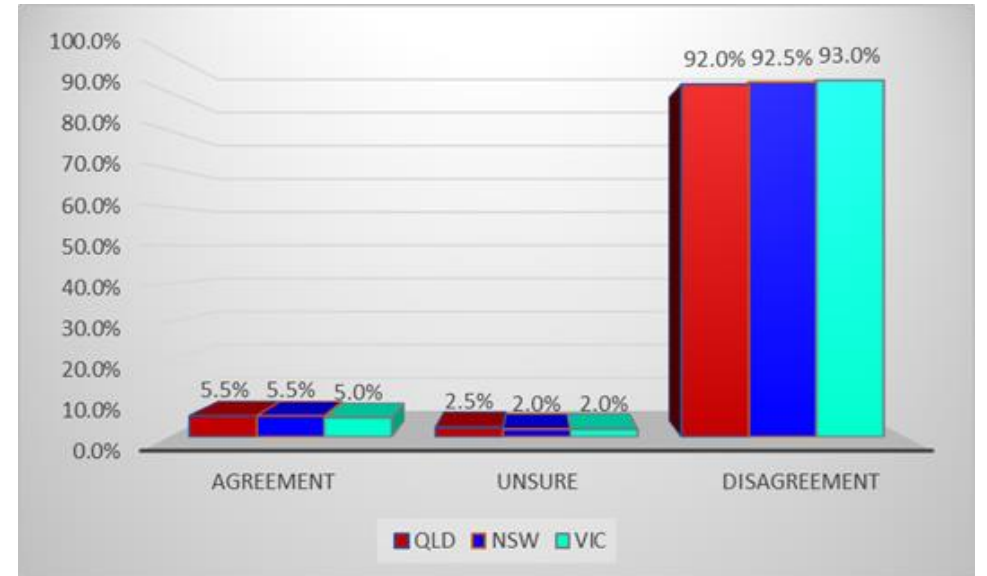
Statement 2. Government departments have undertaken open and transparent consultation

Number of responses:

QLD = 260

NSW = 260

VIC = 145



## SURVEY

### STATEMENTS 3 & 4: STATE BREAKDOWN

Statement 3. Government departments have listened to and acted on concerns regarding renewable energy projects

Number of responses:

QLD = 261

NSW = 259

VIC = 146

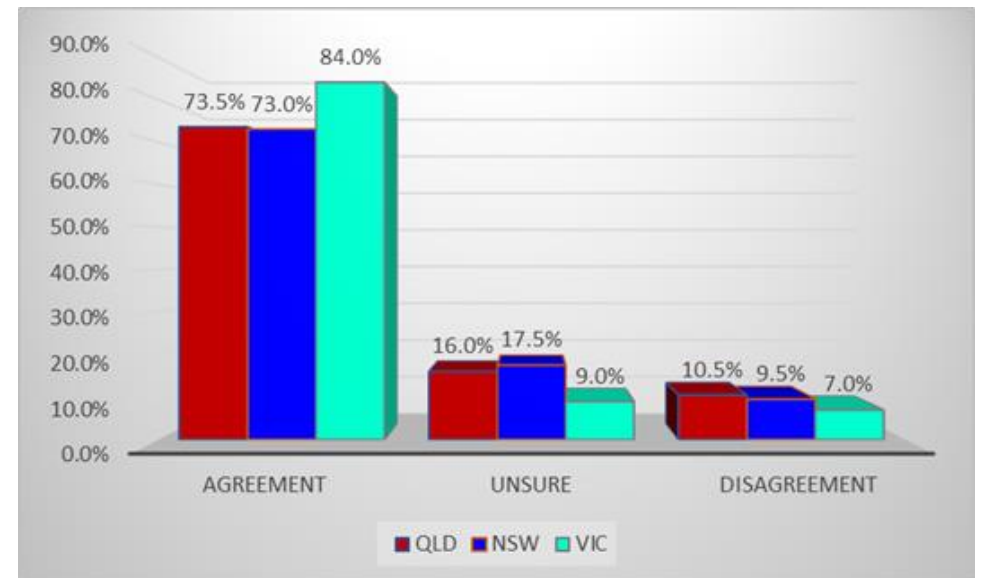
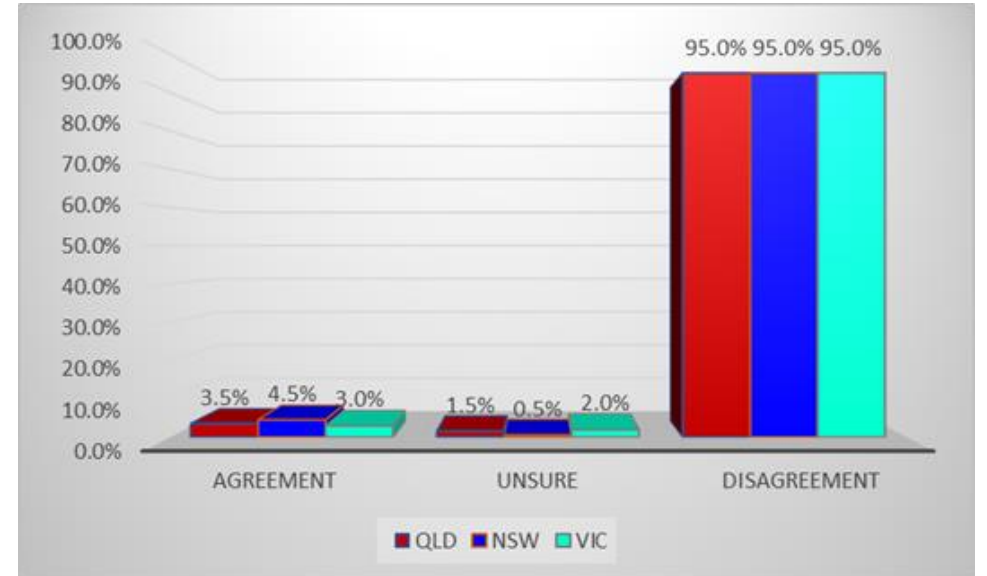
Statement 4. Energy companies have applied pressure to access private properties

Number of responses:

QLD = 260

NSW = 260

VIC = 146



## SURVEY

### STATEMENTS 5 & 6: STATE BREAKDOWN

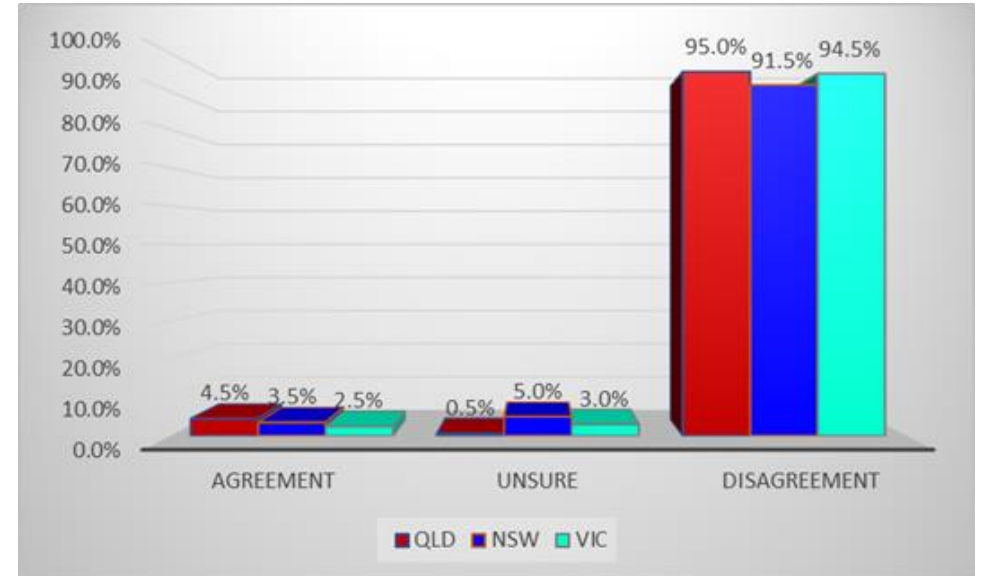
Statement 5. Energy companies have acted in good faith

Number of responses:

QLD = 260

NSW = 260

VIC = 145



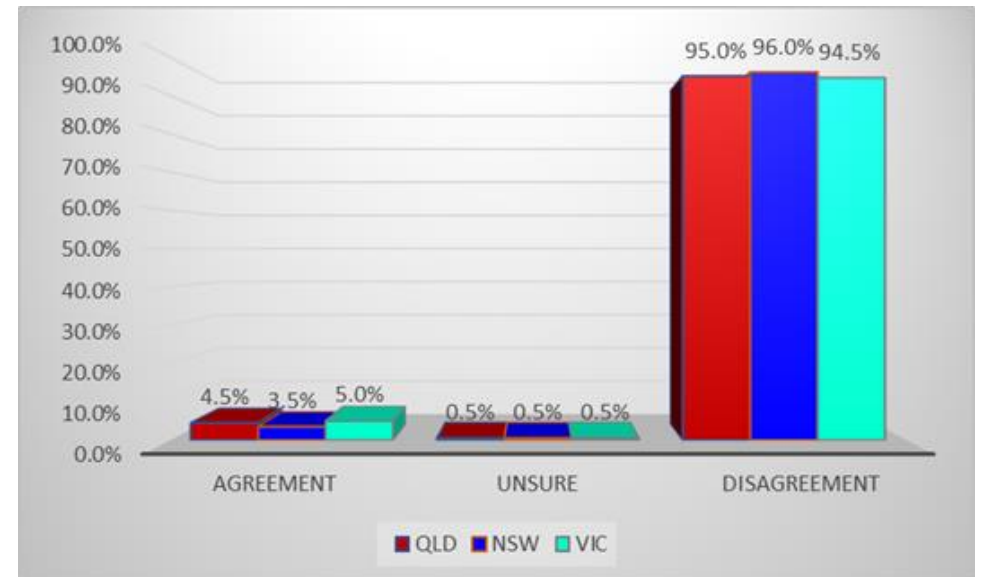
Statement 6. Governments have fully considered the impacts on families regarding renewable energy projects

Number of responses:

QLD = 260

NSW = 259

VIC = 146



## SURVEY

### STATEMENTS 7 & 8: STATE BREAKDOWN

Statement 7. Governments have fully considered the impacts on rural communities regarding renewable energy projects

Number of responses:

QLD = 260

NSW = 259

VIC = 146

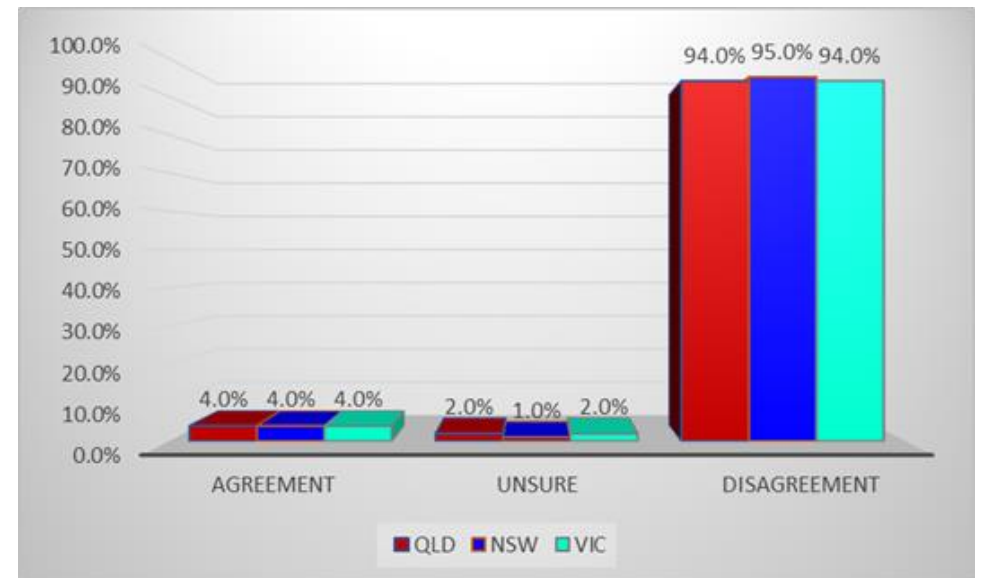
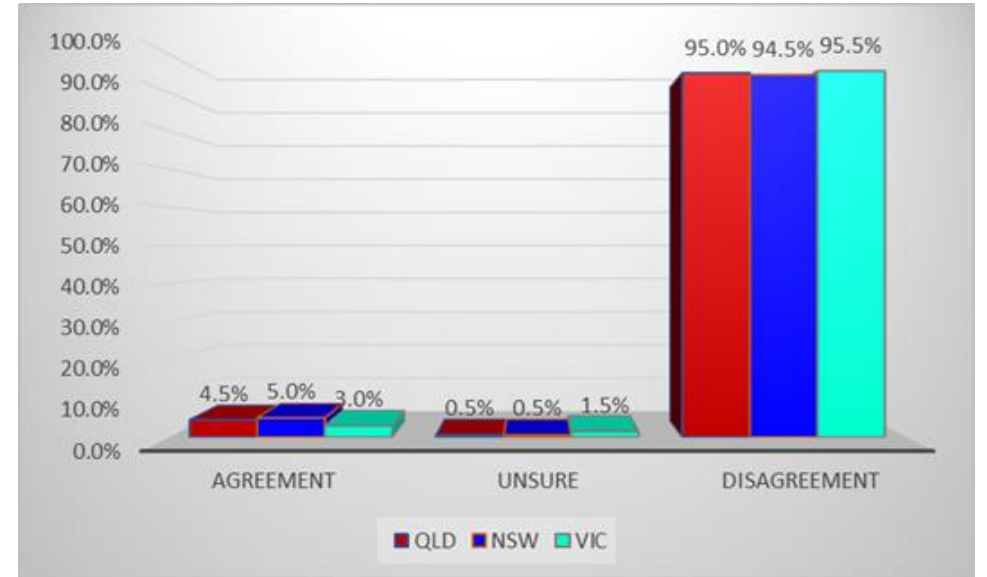
Statement 8. Governments have fully considered the environmental impacts of renewable energy projects

Number of responses:

QLD = 259

NSW = 260

VIC = 146



## SURVEY STATEMENTS: STATE BREAKDOWN

Statements	State	Strongly Agree	Agree	Unsure	Disagree	Strongly Disagree	Totals
1. Governments have acted in good faith regarding the implementation of renewable energy projects	QLD	9 (3.5%)	4 (2%)	7 (2.5%)	39 (15%)	202 (77%)	261 (100%)
	NSW	8 (3%)	6 (2.5%)	4 (2%)	25 (9.5%)	217 (83%)	261 (100%)
	VIC	4 (3%)	3 (2%)	3 (2%)	7 (5%)	128 (88%)	145 (100%)
	QLD	8 (3%)	4 (1.5%)	10 (4%)	37 (14%)	201 (77.5%)	260 (100%)
	NSW	7 (2.5%)	3 (1%)	4 (1.5%)	33 (13%)	213 (82%)	260 (100%)
	VIC	3 (2%)	2 (1.5%)	2 (1.5%)	9 (6%)	129 (89%)	145 (100%)
3. Government departments have listened to and acted on concerns regarding renewable energy projects	QLD	6 (2.5%)	3 (1%)	4 (1.5%)	50 (19%)	198 (76%)	261 (100%)
	NSW	8 (3%)	4 (1.5%)	1 (0.5%)	38 (15%)	208 (80%)	259 (100%)
	VIC	2 (1.5%)	2 (1.5%)	3 (2%)	9 (6%)	130 (89%)	146 (100%)

# SURVEY

## STATEMENTS: STATE BREAKDOWN

Statements	State	Strongly Agree	Agree	Unsure	Disagree	Strongly Disagree	Totals
4. Energy companies have applied pressure to access private properties	QLD	129 (49.5%)	62 (24%)	41 (16%)	9 (3.5%)	19 (7%)	260 (100%)
	NSW	135 (52%)	55 (21%)	44 (17.5%)	9 (3.5%)	15 (6%)	260 (100%)
	VIC	92 (63%)	31 (21%)	13 (9%)	8 (5.5%)	2 (1.5%)	146 (100%)
	QLD	8 (3%)	4 (1.5%)	1 (0.5%)	38 (15%)	209 (80%)	260 (100%)
	NSW	6 (2%)	4 (1.5%)	14 (5%)	43 (17%)	193 (74.5%)	260 (100%)
	VIC	1 (0.5%)	3 (2%)	4 (3%)	13 (9%)	124 (85.5%)	145 (100%)
6. Governments have fully considered the impacts on families regarding renewable energy projects	QLD	8 (3%)	4 (1.5%)	1 (0.5%)	38 (15%)	209 (80%)	260 (100%)
	NSW	3 (1.5%)	4 (2%)	1 (0.5%)	17 (7%)	230 (89%)	259 (100%)
	VIC	5 (3.5%)	2 (1.5%)	1 (0.5%)	4 (3%)	134 (91.5%)	146 (100%)

## SURVEY

### STATEMENTS: STATE BREAKDOWN

Statements	State	Strongly Agree	Agree	Unsure	Disagree	Strongly Disagree	Totals
7. Governments have fully considered the impacts on rural communities regarding renewable energy projects	QLD	9 (3.5%)	3 (1%)	1 (0.5%)	36 (14%)	211 (81%)	260 (100%)
	NSW	7 (3%)	5 (2%)	2 (0.5%)	11 (4%)	234 (90.5%)	259 (100%)
	VIC	4 (2.5%)	1 (0.5%)	2 (1.5%)	5 (3.5%)	134 (92%)	146 (100%)
	QLD	8 (3%)	3 (1%)	4 (2%)	26 (10%)	218 (84%)	259 (100%)
	NSW	9 (3.5%)	2 (0.5%)	3 (1%)	10 (4%)	236 (91%)	260 (100%)
	VIC	4 (2.5%)	2 (1.5%)	3 (2%)	10 (7%)	127 (87%)	146 (100%)